

**BASIC**



Illus. C01-2-01

**HOHNER INSTANT WORKSHOP Toolkit MZ99831**

**The essential tools for all HOHNER HARMONICA WORKSHOPS.**

This toolkit for professional players and harmonica service technicians includes the Hohner Service Set MZ99331 and contains in addition all tools needed to perform advanced level service operations such as reed replacement as well as all other jobs described in these workshops.



**Hohner Instant Workshop Set MZ99831**

**contains:**

»Hohner Service Set MZ 99331

Illus. C01-2-01

**CONTENTS**





**Tool 10: Combination Deriveting Tool**

Special pliers to remove the old rivet and also punch a hole into the windsaver to glue over the top of bolt head. Comes with two different interchangeable bits.




**Featured in Workshops:**

- »Workshop C08 - Reed Replacement
- »Workshop C08.1 - Perforated Windsavers




**C01.2 - Hohner Instant Workshop Set MZ99831**

<p>Illus. C01-2-02</p> 	<p><b>Tool 11: Reamer 1.4</b></p> <p>To ream up the holes in reed plate and reed so that they fit the new stud bolt for mounting the replacement reed.</p> <p><b>Used in workshop:</b></p> <p>»Workshop C08 - Reed Replacement</p>
<p>Illus. C01-2-03</p> 	<p><b>Tool 12: Universal Holder</b></p> <p>Holds the reamer and is also needed to set the stud bolt in the plate.</p> <p><b>Used in workshop:</b></p> <p>»Workshop C08 - Reed Replacement</p>
<p>Illus. C01-2-04</p>	

**C01.2 - Hohner Instant Workshop Set MZ99831**

 <p>Illus. C01-2-05</p>	<p><b>Tool 13: Drill Bit</b></p> <p>Needed for deburring reed plate and replacement reed.</p> <p><b>Used in workshop:</b></p> <p>»Workshop C08 - Reed Replacement</p>
 <p>Illus. C01-2-06</p>	<p><b>Tool 14: Tap 1.4</b></p> <p>Cuts an M1.4 thread into the reed plate.</p> <p><b>Used in workshop:</b></p> <p>»Workshop C08 - Reed Replacement</p>
 <p>Illus. C01-2-07</p>	<p><b>Tool 15: Screwdriver</b></p> <p>To affix the stud bolt.</p> <p><b>Used in workshop:</b></p> <p>»Workshop C08 - Reed Replacement</p>

**C01.2 - Hohner Instant Workshop Set MZ99831**

 <p>Illus. C01-2-08</p>	<p><b>Tool 16: Star Nut Spanner</b></p> <p>To secure the special star nut with which the replacement reed is affixed.</p> <p><b>Used in workshop:</b></p> <p>»Workshop C08 - Reed Replacement</p>
 <p>Illus. C01-2-09</p>	<p><b>Aid 17: Special Nut 1.4</b></p> <p>Screws onto the stud bolt to fix the replacement reed into place</p> <p><b>Used in workshop:</b></p> <p>»Workshop C08 - Reed Replacement</p>
 <p>Illus. C01-2-10</p>	<p><b>Aid 18: Stud Bolt M1.4</b></p> <p>Screws into the reed plate to durably mount the replacement reed.</p> <p><b>Used in workshop:</b></p> <p>»Workshop C08 - Reed Replacement</p>